


# MHLL5040-000

## PHYSICAL DIMENSIONS:

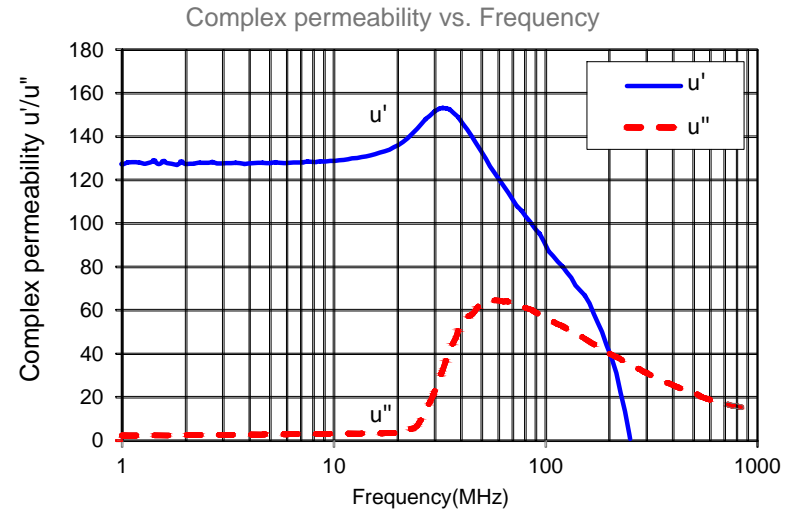
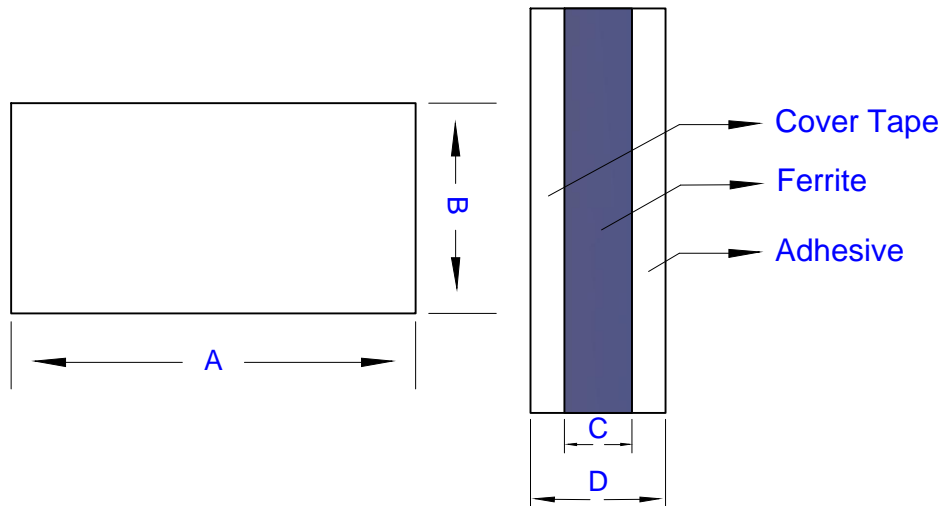
A	50.0[1.969]	+ 0.50[.0197]
B	40.0[1.575]	+ 0.50[.0197]
C	0.20[.008]	+ 0.02[.0008]
D	0.35[.014]	MAX



## ELECTRICAL CHARACTERISTICS:

Initial Permeability(u') (13.56MHz)	130±20%
Initial Permeability(u'') (13.56MHz)	5 Max

## PRODUCTS SHAPE AND DIMENSIONS



MEASURED BY ANGILENT E4991A , 1Ts .

## NOTES: UNLESS OTHERWISE SPECIFIED

1. OPERATING TEMPERATURE RANGE  $-40^{\circ}\text{C}$  TO  $85^{\circ}\text{C}$ .
2. FLEXIBLE FERRITE SHEET.
3. D IS MEASURED AFTER REMOVING PAPER LINER OF ADHESIVE

DIMENSIONS ARE IN mm [INCHES].				This print is the property of Laird Tech. and is loaned in confidence subject to return upon request and with the understanding that no copies shall be made without the written consent of Laird Tech. All rights to design or invention are reserved.			
				<b>Laird</b>			
PROJECT/PART NUMBER:				REV	PART TYPE:	DRAWN BY:	
MHLL5040-000				C	CO-FIRE	QU	
C	CHANGE CURVE AND CHARACTERISTICS	03/27/14	QU	DATE:	11/20/13	SCALE:	NTS
B	CHANGE u' FROM 112~208	03/27/14	QU	CAD #	MHLL5040-000-C	TOOL #	-
A	ORIGINAL DRAFT	11/20/13	QU	SHEET: 1 of 1			
REV	DESCRIPTION	DATE	INT				