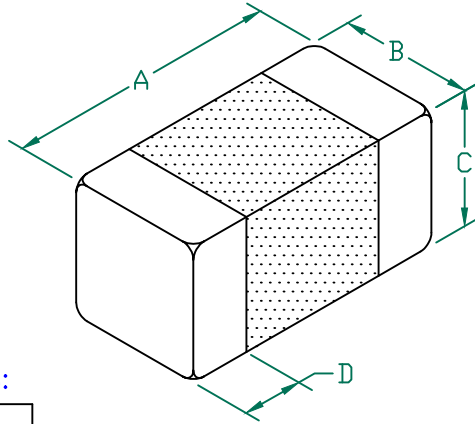


IC0603A821R-10

PHYSICAL DIMENSIONS:

A	1.60 [.063]	± 0.15[.006]
B	0.80 [.031]	± 0.15[.006]
C	0.80 [.031]	± 0.15[.006]
D	0.30 [.012]	± 0.20[.008]



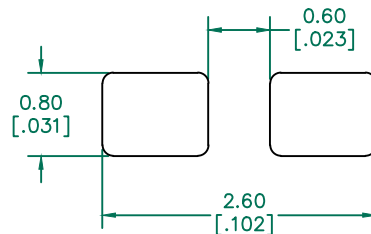
NOTES: UNLESS OTHERWISE SPECIFIED

1. TAPED AND REELED per CURRENT EIA SPECIFICATIONS 7" REELS, 4000 PCS/REEL, PAPER TAPE.
2. TERMINATION FINISH IS 100% MATTE Sn OVER Ni.
3. COMPONENTS SHOULD BE ADEQUATELY PREHEATED BEFORE SOLDERING.
4. I (MAX.) IS BASED ON THE MAXIMUM SUSTAINED CURRENT APPLIED WHILE MAINTAINING A MAXIMUM TEMPERATURE RISE OF 40°C OVER AMBIENT.
5. OPERATING TEMP. RANGE: -40°C~+125°C.
6. COSMETIC SPECIFICATION REFER TO WI-QA-124.

ELECTRICAL CHARACTERISTICS:

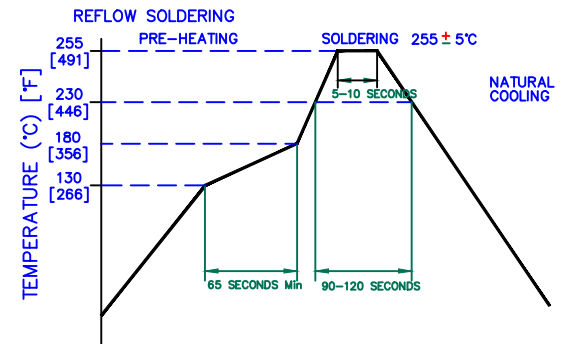
L (nH) ±10%	902	Max
	820	Nom
	738	Min
Q (Min)	15	
Freq. (MHz)	25	
Self-Resonant Freq (MHz)	85 Min	
DCR(Max) Ω	2.1	
I (Max)	35mA	

LAND PATTERNS FOR REFLOW SOLDERING



(For wave soldering, add 0.762[.030] to this dimension)

RECOMMENDED SOLDERING CONDITIONS



DIMENSIONS ARE IN mm [INCHES].				This print is the property of Laird Tech. and is loaned in confidence subject to return upon request and with the understanding that no copies shall be made without the written consent of Laird Tech. All rights to design or invention are reserved.				Laird		
PROJECT/PART NUMBER: IC0603A821R-10				REV: B	PART TYPE: CO-FIRE	DRAWN BY: QU				
B	REMOVE NOTE 5 AND SRF	07/21/16	QU	DATE: 03/01/13	SCALE: NTS	SHEET: 1 of 1				
A	ORIGINAL DRAFT	03/01/13	QU	CAD # IC0603A821R-10-B	TOOL # -					
REV	DESCRIPTION	DATE	INT							