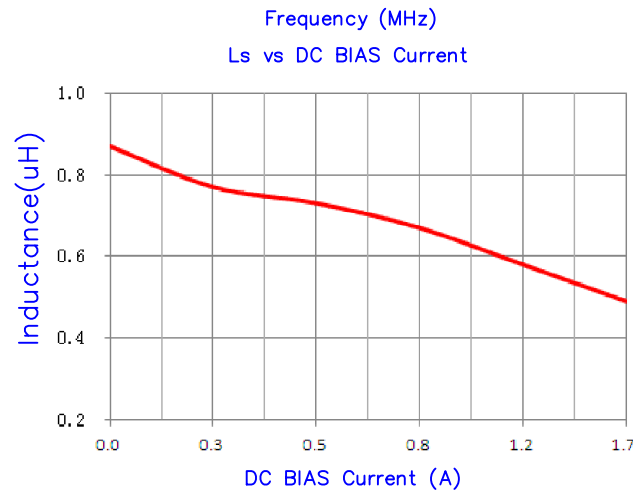
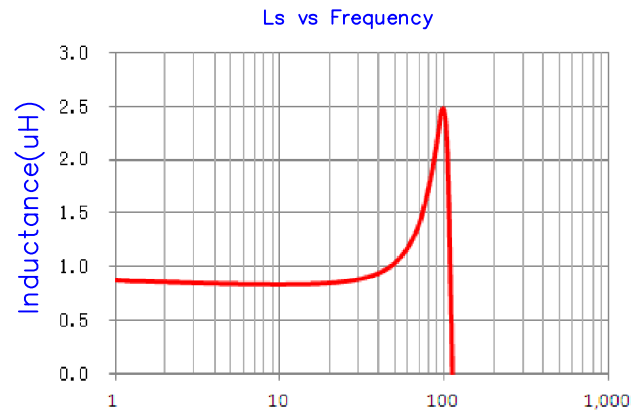
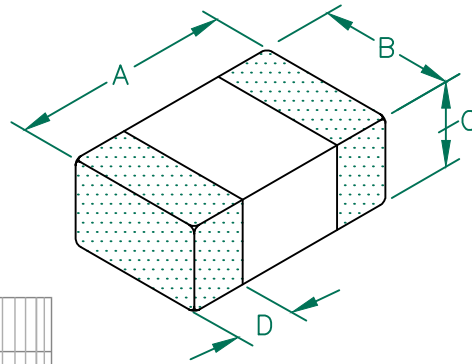


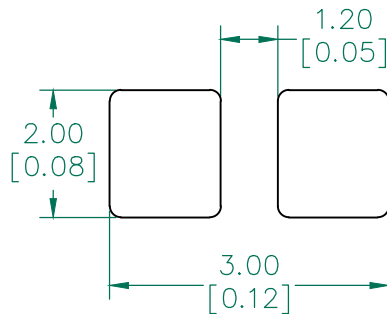
CPI1008KR82R-10

PHYSICAL DIMENSIONS:

| | | |
|---|-------------|---------------|
| A | 2.50 [.098] | + 0.20 [.008] |
| B | 2.00 [.079] | + 0.20 [.008] |
| C | 0.90 [.035] | + 0.10 [.004] |
| D | 0.60 [.024] | + 0.20 [.008] |



LAND PATTERNS FOR REFLOW SOLDERING



(For wave soldering, add 0.763 [0.030] to this dimension)

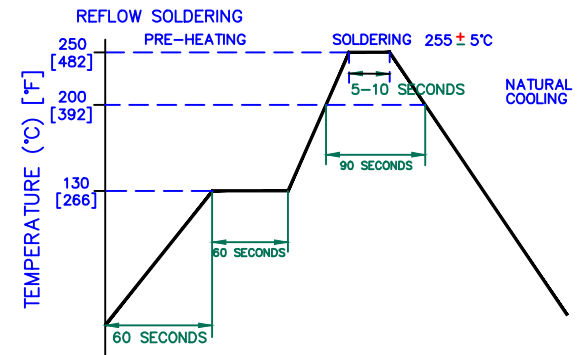
ELECTRICAL CHARACTERISTICS:

| | L (μH) @ 1MHz ± 20% | DCR (Ω) | I (Max) |
|-----|------------------------|---------|---------|
| Nom | 0.820 | | |
| Min | 0.656 | | |
| Max | 0.984 | 0.125 | 1700mA |

NOTES: UNLESS OTHERWISE SPECIFIED

1. TAPED AND REELED per CURRENT EIA SPECIFICATIONS
7" REELS, 3000 PCS/REEL, EMBOSSED PLASTIC TAPE.
2. TERMINATION FINISH IS 100% MATTE Sn OVER NI.
3. COMPONENTS SHOULD BE ADEQUATELY PREHEATED BEFORE SOLDERING.
4. I (MAX.) IS BASED ON THE MAXIMUM SUSTAINED CURRENT APPLIED WHILE MAINTAINING A MAXIMUM TEMPERATURE RISE OF 40°C OVER AMBIENT.
5. OPERATION TEMPERATURE TEMP: -55°C~+125°C (INCLUDING SELF-HEATING)
6. COSMETIC SPECIFICATION REFER TO WI-QA-124.

RECOMMENDED SOLDERING CONDITIONS



| DIMENSIONS ARE IN mm [INCHES] | | | | This print is the property of Laird Tech. and is loaned in confidence subject to return upon request and with the understanding that no copies shall be made without the written consent of Laird Tech. All rights to design or invention are reserved. | |
|-------------------------------|-------------------------------|----------|-----|---|-----------------|
| D | CHANGE DCR | 07/13/17 | QU | PROJECT/PART NUMBER: | CPI1008KR82R-10 |
| C | UPDATE PAD DIMENSION ROHS | 07/08/14 | QU | REV | D |
| B | UPDATE LAIRD LOGO AND NOTES 5 | 08/05/13 | QU | PART TYPE: | CO-FIRE |
| A | ORIGINAL DRAFT | 03/01/11 | QU | DATE: | 03/01/11 |
| REV | DESCRIPTION | DATE | INT | SCALE: | NTS |
| | | | | SHEET: | 1 of 1 |