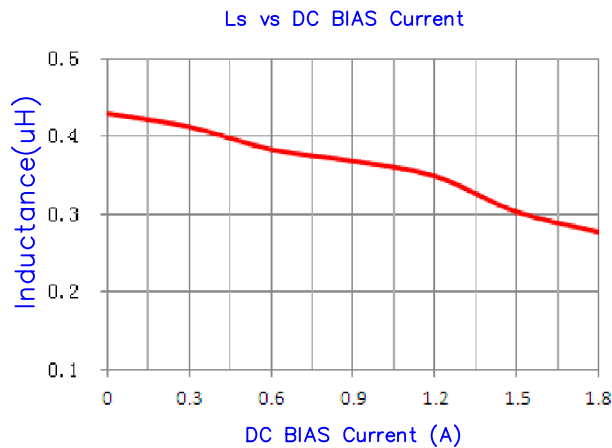
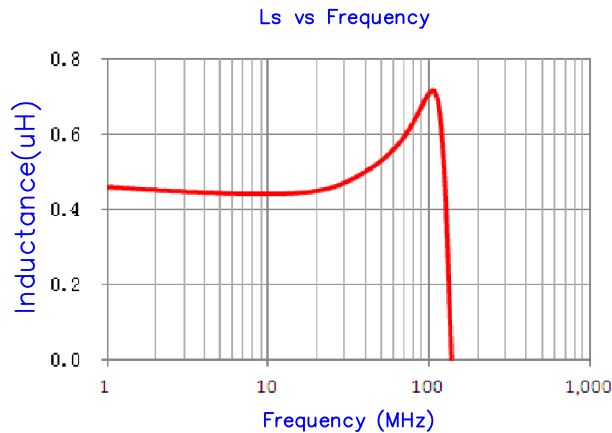
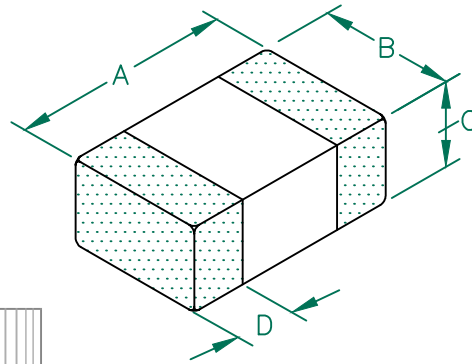


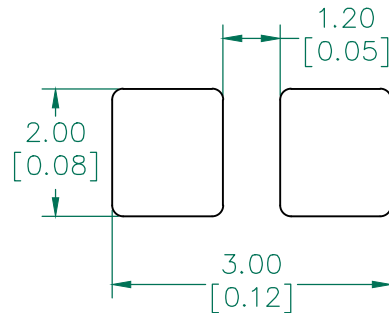
CPI1008KR47R-10

PHYSICAL DIMENSIONS:

A	2.50 [.098]	+ 0.20[.008]
B	2.00 [.079]	+ 0.20[.008]
C	0.90 [.035]	+ 0.10[.004]
D	0.60 [.024]	+ 0.20[.008]



LAND PATTERNS FOR REFLOW SOLDERING



(For wave soldering, add 0.763 [0.030] to this dimension)

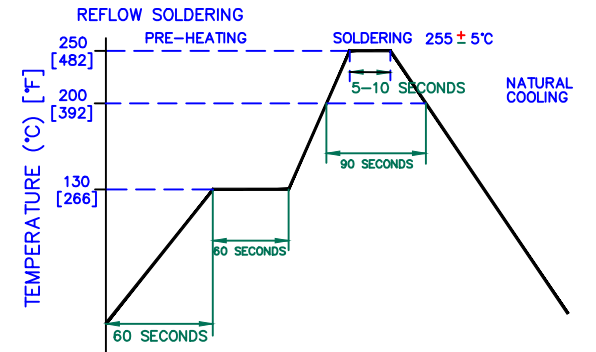
ELECTRICAL CHARACTERISTICS:

	L (μ H) @ 1MHz $\pm 20\%$	DCR (Ω)	I (Max)
Nom	0.470		
Min	0.376		
Max	0.564	0.0875	1800mA

NOTES: UNLESS OTHERWISE SPECIFIED

1. TAPED AND REELED per CURRENT EIA SPECIFICATIONS 7" REELS, 3000 PCS/REEL, EMBOSSED PLASTIC TAPE.
2. TERMINATION FINISH IS 100% MATTE Sn OVER Ni.
3. COMPONENTS SHOULD BE ADEQUATELY PREHEATED BEFORE SOLDERING.
4. I (MAX.) IS BASED ON THE MAXIMUM SUSTAINED CURRENT APPLIED WHILE MAINTAINING A MAXIMUM TEMPERATURE RISE OF 40°C OVER AMBIENT.
5. OPERATION TEMPERATURE TEMP: -55°C~+125°C (INCLUDING SELF-HEATING)
6. COSMETIC SPECIFICATION REFER TO WI-QA-124.

RECOMMENDED SOLDERING CONDITIONS



DIMENSIONS ARE IN mm [INCHES]				This print is the property of Laird Tech. and is loaned in confidence subject to return upon request and with the understanding that no copies shall be made without the written consent of Laird Tech. All rights to design or invention are reserved.			
D	CHANGE DCR	07/13/17	QU	PROJECT/PART NUMBER:	REV	PART TYPE:	DRAWN BY:
C	UPDATE PAD DIMENSION ROHS	07/08/14	QU	CPI1008KR47R-10	D	CO-FIRE	QU
B	UPDATE LAIRD LOGO AND NOTES 5	08/05/13	QU	DATE:	SCALE:	NTS	SHEET:
A	ORIGINAL DRAFT	03/01/11	QU	03/01/11			
REV	DESCRIPTION	DATE	INT	CAD #	TOOL #		1 of 1
				CPI1008KR47R-10-D	-		

