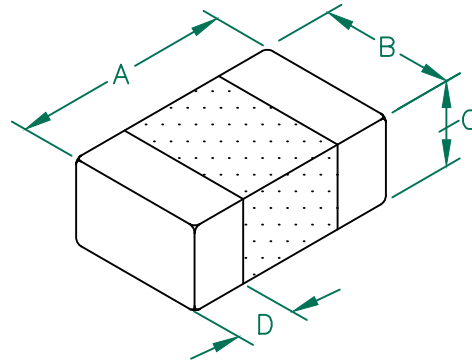


LI0805H800R-10

PHYSICAL DIMENSIONS:

A	2.00 [.079]	+ 0.20 [.008]
B	1.25 [.049]	+ 0.20 [.008]
C	0.90 [.035]	+ 0.20 [.008]
D	0.51 [.020]	+ 0.25 [.010]



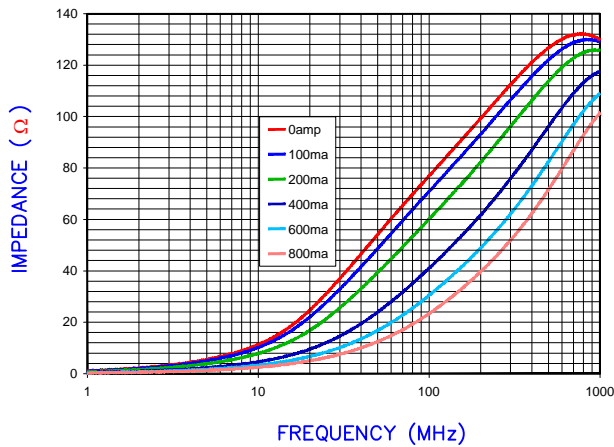
ELECTRICAL CHARACTERISTICS:

	Z @ 100MHz (Ω)	DCR (Ω)	Rated Current
Nominal	80		
Minimum	60		
Maximum	100	0.15	800 mA

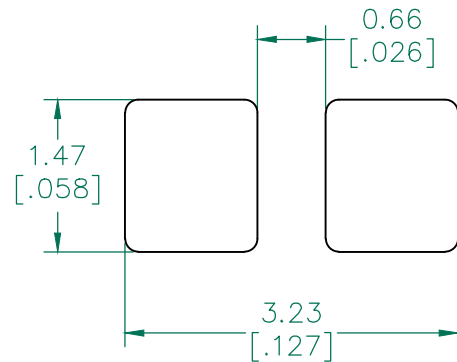
NOTES: UNLESS OTHERWISE SPECIFIED

1. TAPED AND REELED per CURRENT EIA SPECIFICATIONS 7" REELS, 4000 PCS/REEL, PAPER TAPE.
2. TERMINATION FINISH IS 100% TIN.
3. COMPONENTS SHOULD BE ADEQUATELY PREHEATED BEFORE SOLDERING.
4. OPERATING TEMPERATURE TEMP: $-40^{\circ}\text{C} \sim +125^{\circ}\text{C}$ (INCLUDING SELF-HEATING)
5. COSMETIC SPECIFICATION REFER TO WI-QA-124

Z vs FREQUENCY
IMPEDANCE UNDER DC BIAS

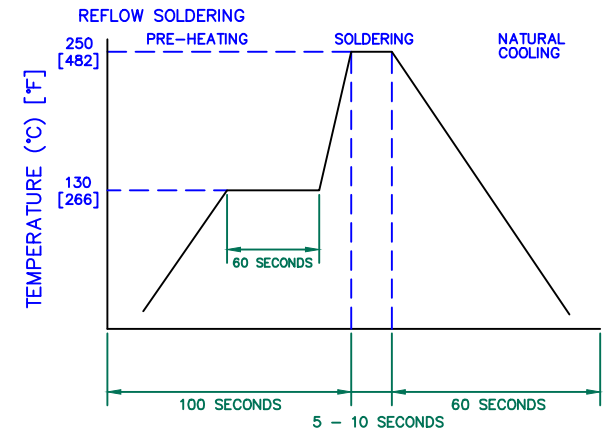


LAND PATTERNS FOR REFLOW SOLDERING

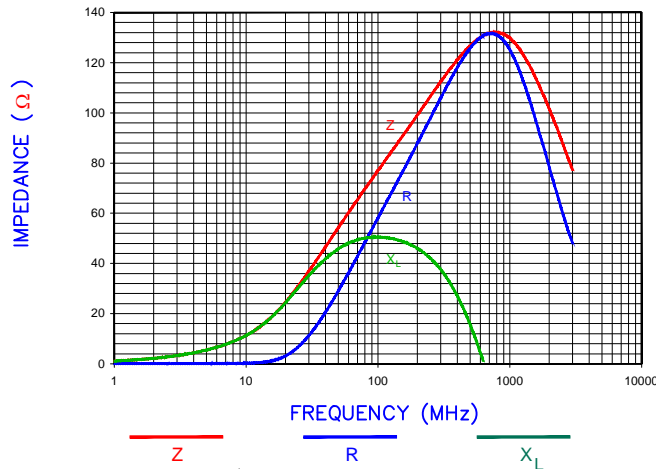


(For wave soldering, add 0.762 [.030] to this dimension.)

RECOMMENDED SOLDERING CONDITIONS



|Z|, R, AND X vs. FREQUENCY



DIMENSIONS ARE IN mm [INCHES].

This print is the property of Laird Tech. and is loaned in confidence subject to return upon request and with the understanding that no copies shall be made without the written consent of Laird Tech. All rights to design or invention are reserved.



PROJECT/PART NUMBER: LI0805H800R-10	REV A	PART TYPE: CO-FIRE	DRAWN BY: WEI
DATE: 03/01/11	SCALE: NTS	SHEET: 1 of 1	

REV	DESCRIPTION	DATE	INT
A	ORIGINAL DRAFT	03/01/11	WEI