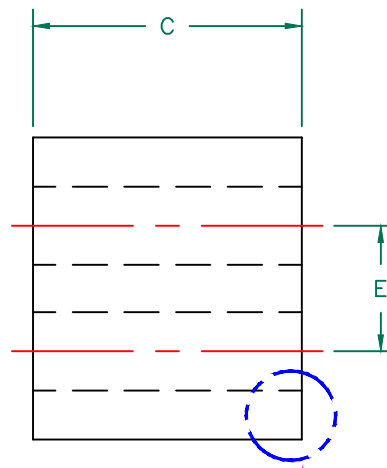
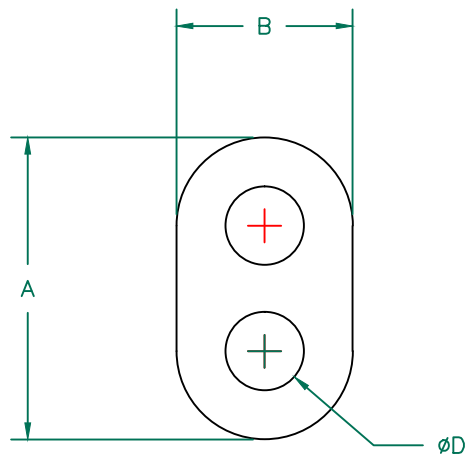


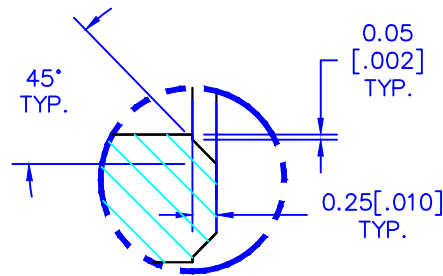
Scale Drawing



25N0277-000



DETAIL "A"



DETAIL "A"
(TYP.)

ELECTRICAL TESTING

TEST	NET Z	NET Z
# TURNS	1 LOOP	1 LOOP
AWG	24	24
FREQUENCY	25 MHz	100 MHz
NOMINAL	TBD Ω	TBD Ω
MINIMUM	-	TBD Ω
WEIGHT/K	0.61171 KGS	1.3486 LBS

NOTES: UNLESS OTHERWISE SPECIFIED

1. COSMETIC SPECIFICATION REFER TO WI-QA-038.



BARE CORE DIMENSIONS:

A	7.04 [.277]	±	0.25 [.010]
B	4.06 [.160]	±	0.13 [.005]
C	6.20 [.244]	±	0.25 [.010]
D	1.80 [.071]	±	0.13 [.005]
E	2.90 [.114]	±	0.13 [.005]

DIMENSIONS ARE IN mm [INCHES].				This print is the property of Laird Tech. and is loaned in confidence subject to return upon request and with the understanding that no copies shall be made without the written consent of Laird Tech. All rights to design or invention are reserved.			
REV	DESCRIPTION	DATE	INT				
PROJECT/PART NUMBER:				25N0277-000	REV	PART TYPE:	DRAWN BY:
DATE:				04/13/2020	A	BALUN	WS
CAD #				25N0277-000-A	SCALE:	MATERIAL:	
REV					6:1	FERRITE	
					TOOL #		
					N0277		