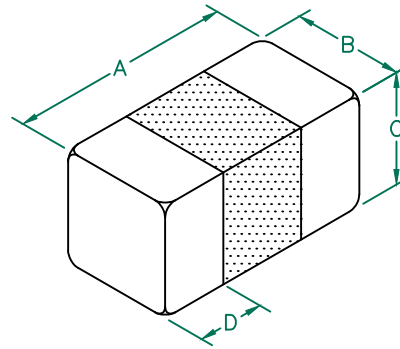


# LI0201C330R-12

## PHYSICAL DIMENSIONS:

A	0.60 [.024]	$\pm$	0.03 [.001]
B	0.30 [.012]	$\pm$	0.03 [.001]
C	0.30 [.012]	$\pm$	0.03 [.001]
D	0.15 [.006]	$\pm$	0.05 [.002]



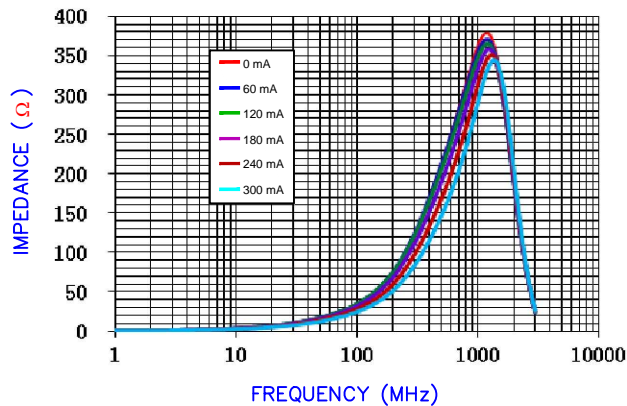
## ELECTRICAL CHARACTERISTICS:

Z @ 100MHz ( $\Omega$ )	DCR ( $\Omega$ )	Rated Current
Nominal	33	
Minimum	25	
Maximum	41	300 mA

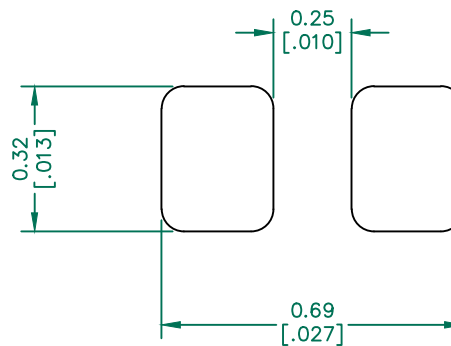
NOTES: UNLESS OTHERWISE SPECIFIED

1. TAPED AND REELED per CURRENT EIA SPECIFICATIONS 7" REELS, 15,000 PCS/REEL, PAPER TAPE.
2. TERMINATION FINISH IS 100% TIN.
3. COMPONENTS SHOULD BE ADEQUATELY PREHEATED BEFORE SOLDERING.
4. OPERATING TEMP. RANGE:  $-40^{\circ}\text{C} \sim +125^{\circ}\text{C}$ . (INCLUDING SELF-HEATING)
5. COSMETIC SPECIFICATION REFER TO WI-QA-124.

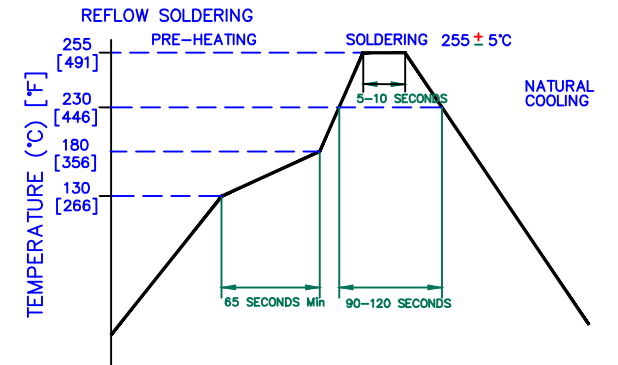
Z vs FREQUENCY  
IMPEDANCE UNDER DC BIAS



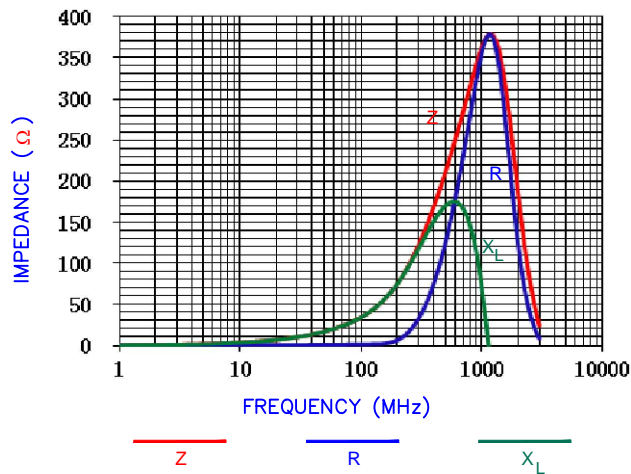
LAND PATTERNS FOR REFLOW SOLDERING



RECOMMENDED SOLDERING CONDITIONS



|Z|, R, AND X vs. FREQUENCY



AGILENT E4991A RF Impedance/Material Analyzer  
AGILENT 16196C Test Fixture.



DIMENSIONS ARE IN mm [INCHES].				This print is the property of Laird Tech. and is loaned in confidence subject to return upon request and with the understanding that no copies shall be made without the written consent of Laird Tech. All rights to design or invention are reserved.	
PROJECT/PART NUMBER:				REV	PART TYPE:
LI0201C330R-12				A	CO-FIRE
DATE:				SCALE:	SHEET:
04/15/14				NTS	1 of 1
REV	DESCRIPTION	DATE	INT	TOOL #	
A	ORIGINAL DRAFT	04/15/14	QU	-	

