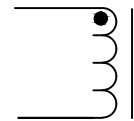
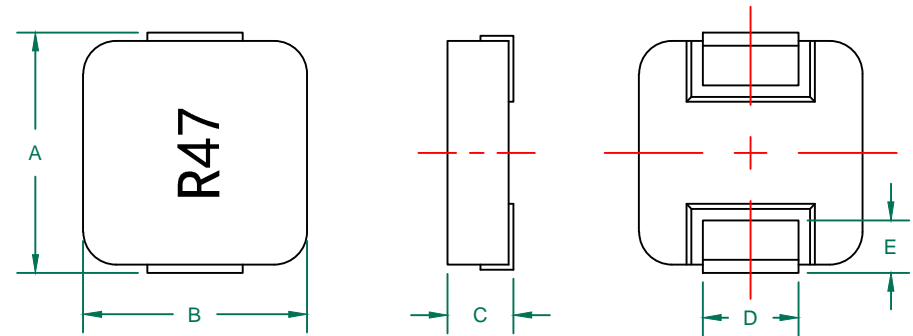
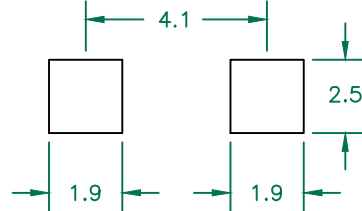


MGA0503R47M-10

PHYSICAL DIMENSIONS:

A	5.70	±	0.30
B	5.40	±	0.35
C	2.80	±	0.20
D	2.00	±	0.30
E	1.50	±	0.30

LAND PATTERNS FOR REFLOW SOLDERING



RoHS

ELECTRICAL SPECIFICATION @ 25°C

	Min	Norm	Max
INDUCTANCE (μH) L @ 100 KHz/0.5V ± 20%	0.376	0.47	0.564
DCR (Ω)			0.008

Saturation Current ³ Isat (A)	14.0
Temperature Rise Current Irms ⁴ (A)	10.0

NOTES: UNLESS OTHERWISE SPECIFIED

- COMPONENTS SHOULD BE ADEQUATELY PREHEATED BEFORE SOLDERING.
- OPERATION TEMPERATURE RANGE:
-55°C~+125°C (INCLUDING SELF-HEATING) .
- DEFINITION OF SATURATION CURRENT (ISAT):
DC CURRENT AT WHICH THE INDUCTANCE DROPS APPROXIMATELY 30% FROM ITS VALUE WITHOUT CURRENT (T_a=25±5°C).
- DEFINITION OF TEMPERATURE RISE CURRENT (IRMS):
DC CURRENT THAT CAUSES THE TEMPERATURE RISE (ΔT ≤40°C) FROM 25°C AMBIENT.

DIMENSIONS ARE IN mm.				This print is the property of Laird Tech. and is loaned in confidence subject to return upon request and with the understanding that no copies shall be made without the written consent of Laird Tech. All rights to design or invention are reserved.		Laird	
PROJECT/PART NUMBER:				REV	PART TYPE:	DRAWN BY:	
MGA0503R47M-10				P1	POWER INDUCTOR	QIU	
DATE:				SCALE:	SHEET:		
05/04/17				NTS	1 of 1		
P1	PRELIMINARY	05/04/17	QIU	CAD #	TOOL #		
REV	DESCRIPTION	DATE	INT	MGA0503R47M-10-P1			