

FEATURES



- High current up to 68A
- Magnetically shielded construction, low radiation
- Compact size & robust ferrite construction
- Operating temperature -40°C to 125°C (Including self-heating)
- Surface mount device
- Dual conductor construction

APPLICATIONS

- High speed switch mode application
- Voltage regulator module (VRM)
- Multiple phase regulator
- Battery power system

ELECTRICAL SPECIFICATIONS

DUAL (TWO) CONDUCTOR MODE

PART NUMBER	INDUCTANCE (nH) ±15%	FLL (nH) Min	ISAT (A)	IRMS (A) 40°C	DCR (mΩ) ±10%
LDP1104R044M-10	44	29.92	68.0	38.2	0.206
LDP1104R050M-10	50	34.00	58.0	38.2	0.206
LDP1104R064M-10	64	43.52	50.0	38.2	0.206
LDP1104R070M-10	70	47.60	47.5	38.2	0.206
LDP1104R082M-10	82	55.76	45.5	38.2	0.206
LDP1104R100M-10	100	68.00	40.0	38.2	0.206
LDP1104R120M-10	120	81.60	30.0	38.2	0.206
LDP1104R150M-10	150	102.00	24.0	38.2	0.206

PARALLEL MODE

PART NUMBER	INDUCTANCE (nH) ±15%	FLL (nH) Min	ISAT (A)	IRMS (A) 40°C	DCR (mΩ) ±10%
LDP1104R044M-10	44	29.92	68.0	54.0	0.103
LDP1104R050M-10	50	34.00	58.0	54.0	0.103
LDP1104R064M-10	64	43.52	50.0	54.0	0.103
LDP1104R070M-10	70	47.60	47.5	54.0	0.103
LDP1104R082M-10	82	55.76	45.5	54.0	0.103
LDP1104R100M-10	100	68.00	40.0	54.0	0.103
LDP1104R120M-10	120	81.60	30.0	54.0	0.103
LDP1104R150M-10	150	102.00	24.0	54.0	0.103

USA: +1.423.308.1690
Europe: +42.0.4885.7511.1
Asia: +86.757.2563.8860

MCP-DS-DUAL CONDUCTOR SMD POWER IND 1115

Any information furnished by Laird Technologies, Inc. and its agents is believed to be accurate and reliable. All specifications are subject to change without notice. Responsibility for the use and application of Laird Technologies materials rests with the end user. Laird Technologies makes no warranties as to the fitness, merchantability, suitability or non-infringement of any Laird Technologies materials or products for any specific or general uses. Laird Technologies shall not be liable for incidental or consequential damages of any kind. All Laird Technologies products are sold pursuant to the Laird Technologies Terms and Conditions of sale in effect from time to time, a copy of which will be furnished upon request. © Copyright 2015 Laird Technologies, Inc. All Rights Reserved. Laird, Laird Technologies, the Laird Technologies Logo, and other marks are trademarks or registered trademarks of Laird Technologies, Inc. or an affiliate company thereof. Other product or service names may be the property of third parties. Nothing herein provides a license under any Laird Technologies or any third party intellectual property rights. Version A01

SERIES MODE

PART NUMBER	INDUCTANCE (nH) ±20%	FLL (nH) Min	ISAT (A)	IRMS (A) 40°C	DCR (mΩ) Max
LDP1104R044M-10	150	96.00	42.67	24.5	0.50
LDP1104R050M-10	180	115.20	35.50	24.5	0.50
LDP1104R064M-10	270	172.80	23.70	24.5	0.50
LDP1104R070M-10	300	192.00	21.30	24.5	0.50
LDP1104R082M-10	350	224.00	18.28	24.5	0.50
LDP1104R100M-10	400	256.00	16.00	24.5	0.50
LDP1104R120M-10	480	307.20	13.30	24.5	0.50
LDP1104R150M-10	600	384.00	10.60	24.5	0.50

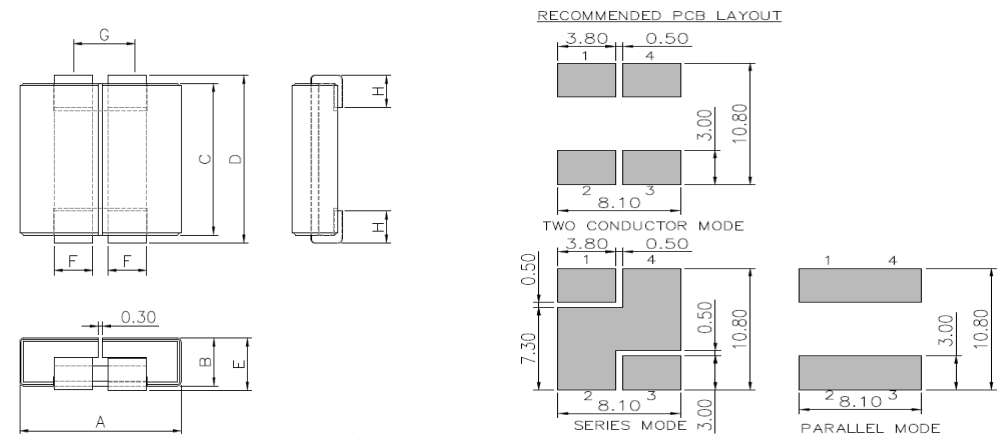
Remark:

- Inductance tested at 100KHz, 0.1Vrms@25°C
- FLL is full load inductance when Isat is applied, Isat is the current at which the inductance will drop within the FLL limit.
- Irms is the current that causes a 40°C temperature rise from 25°C ambient.

SHAPES AND DIMENSIONS

Unit:mm

A	B	C	D	E	F	G	H
10.50±0.30	3.00±0.15	9.50±0.15	10.50±0.30	3.50±0.30	2.50 Ref.	3.50 Ref.	2.00±0.30



PART NUMBER SYSTEM EXAMPLE

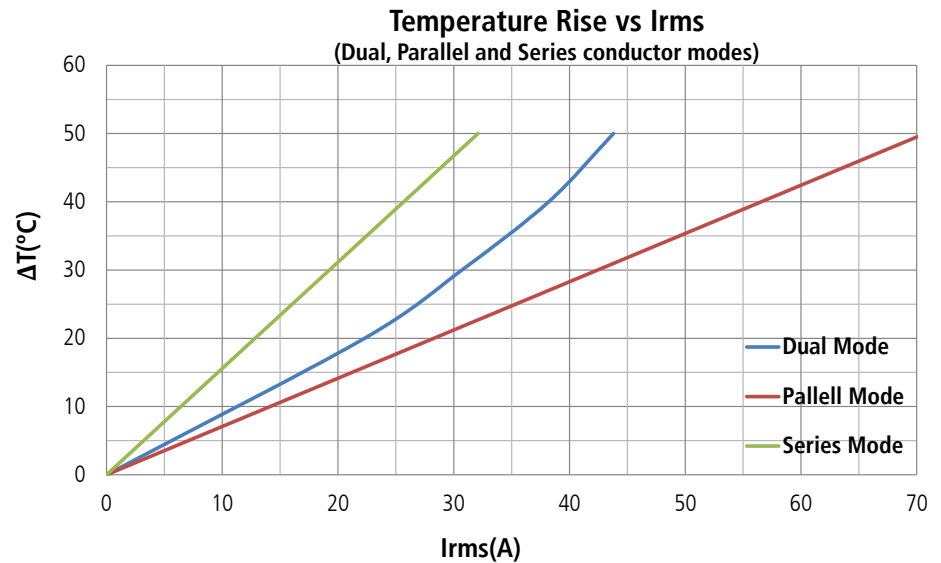
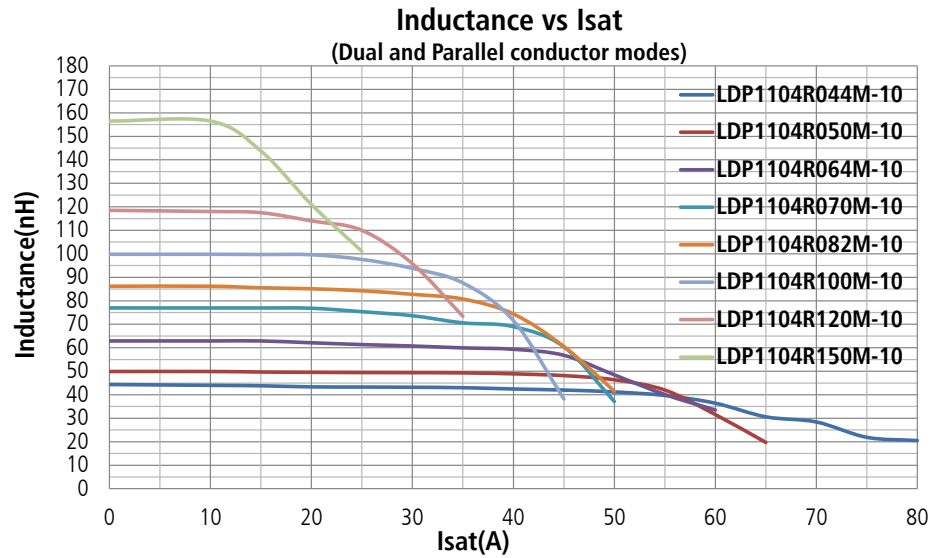
LDP	1104	R082	M	-	10
Product Series Code	Part Size Code	Inductance Code	Tolerance Code		Standard or Custom (-10 means standard part)

USA: +1.423.308.1690
Europe: +42.0.4885.7511.1
Asia: +86.757.2563.8860

MCP-DS-DUAL CONDUCTOR SMD POWER IND 1115

Any information furnished by Laird Technologies, Inc. and its agents is believed to be accurate and reliable. All specifications are subject to change without notice. Responsibility for the use and application of Laird Technologies materials rests with the end user. Laird Technologies makes no warranties as to the fitness, merchantability, suitability or non-infringement of any Laird Technologies materials or products for any specific or general uses. Laird Technologies shall not be liable for incidental or consequential damages of any kind. All Laird Technologies products are sold pursuant to the Laird Technologies Terms and Conditions of sale in effect from time to time, a copy of which will be furnished upon request. © Copyright 2015 Laird Technologies, Inc. All Rights Reserved. Laird, Laird Technologies, the Laird Technologies Logo, and other marks are trademarks or registered trademarks of Laird Technologies, Inc. or an affiliate company thereof. Other product or service names may be the property of third parties. Nothing herein provides a license under any Laird Technologies or any third party intellectual property rights. Version A01

TYPICAL CHARACTERISTICS



USA: +1.423.308.1690
Europe: +42.0.4885.7511.1
Asia: +86.757.2563.8860

MCP-DS-DUAL CONDUCTOR SMD POWER IND 1115

Any information furnished by Laird Technologies, Inc. and its agents is believed to be accurate and reliable. All specifications are subject to change without notice. Responsibility for the use and application of Laird Technologies materials rests with the end user. Laird Technologies makes no warranties as to the fitness, merchantability, suitability or non-infringement of any Laird Technologies materials or products for any specific or general uses. Laird Technologies shall not be liable for incidental or consequential damages of any kind. All Laird Technologies products are sold pursuant to the Laird Technologies' Terms and Conditions of sale in effect from time to time, a copy of which will be furnished upon request. © Copyright 2015 Laird Technologies, Inc. All Rights Reserved. Laird, Laird Technologies, the Laird Technologies Logo, and other marks are trademarks or registered trademarks of Laird Technologies, Inc. or an affiliate company thereof. Other product or service names may be the property of third parties. Nothing herein provides a license under any Laird Technologies or any third party intellectual property rights. Version A01