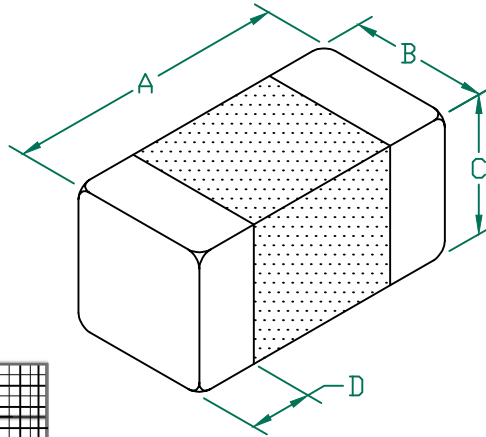


HZ0603D102R-11

PHYSICAL DIMENSIONS:

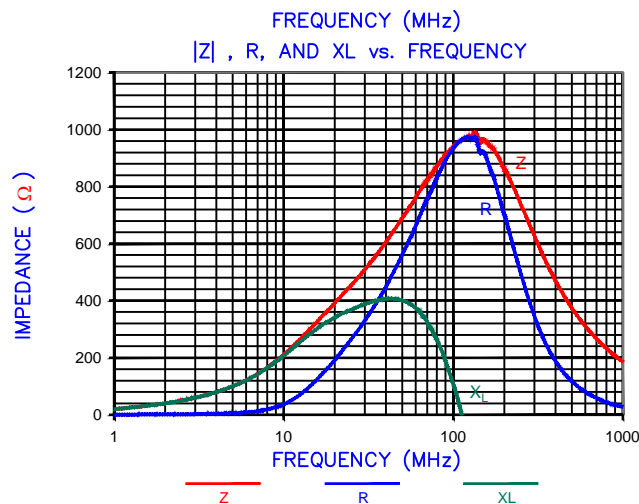
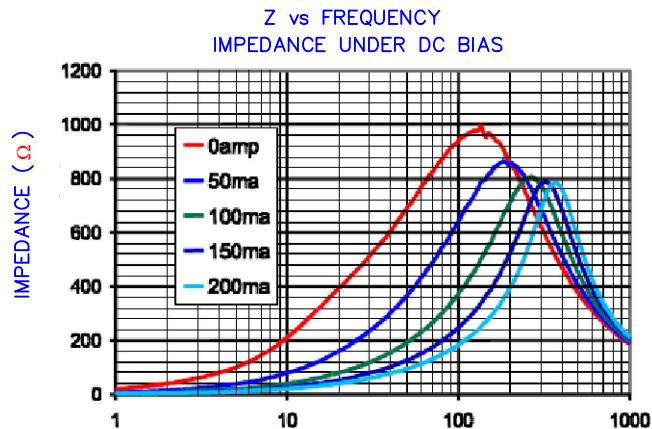
A	1.60 [.063]	+ 0.15	-.006	[.006]
B	0.80 [.031]	+ 0.15	-.006	[.006]
C	0.80 [.031]	+ 0.15	-.006	[.006]
D	0.36 [.014]	+ 0.15	-.006	[.006]



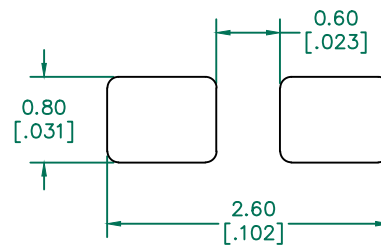
ELECTRICAL CHARACTERISTICS:			
Z @ 100MHz (Ω)	DCR (Ω)	Rated Current	
Nominal	1000		
Minimum	750		
Maximum	1250	0.50	400 mA

NOTES: UNLESS OTHERWISE SPECIFIED

1. TAPED AND REELED per CURRENT EIA SPECIFICATIONS 7" REELS, 4000 PCS/REEL.
2. TERMINATION FINISH IS 100% TIN.
3. COMPONENTS SHOULD BE ADEQUATELY PREHEATED BEFORE SOLDERING.
4. OPERATING TEMP. RANGE: -40°C~+125°C (INCLUDING SELF-HEATING)

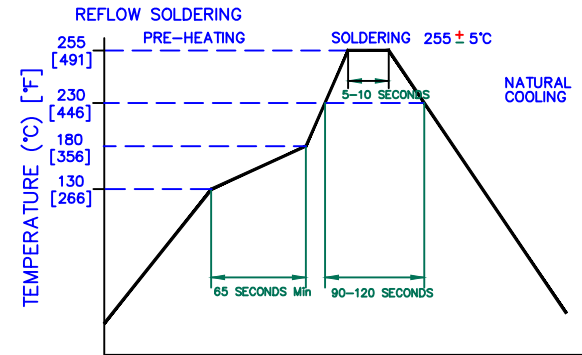


LAND PATTERNS FOR REFLOW SOLDERING



(For wave soldering, add 0.762 [0.030] to this dimension)

RECOMMENDED SOLDERING CONDITIONS



RoHS

DIMENSIONS ARE IN mm [INCHES]				This print is the property of Laird Tech. and is loaned in confidence subject to return upon request and with the understanding that no copies shall be made without the written consent of Laird Tech. All rights to design or invention are reserved.			
C	ADD OPERATING TEMPERATURE UPDATE LAIRD LOGO AND REFLOW CURVE	08/05/13	QU	PROJECT/PART NUMBER:	HZ0603D102R-11	REV	C
B	ADD DC BIAS CURVE	11/21/12	QU	DATE:	11/21/12	SCALE:	-
A	ORIGINAL DRAFT	03/01/11	QU	CAD #		TOOL #	-
REV	DESCRIPTION	DATE	INT	HZ0603D102R-11-C		SHEET: 2 of 2	

