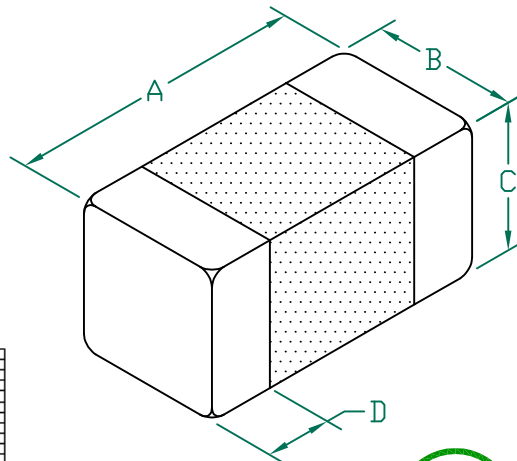


HZ0603B471R-11

UNCONTROLLED DOCUMENT

PHYSICAL DIMENSIONS:

A	1.60 [.063]	+ 0.15	[.006]
B	0.80 [.031]	+ 0.15	[.006]
C	0.80 [.031]	+ 0.15	[.006]
D	0.36 [.014]	+ 0.15	[.006]

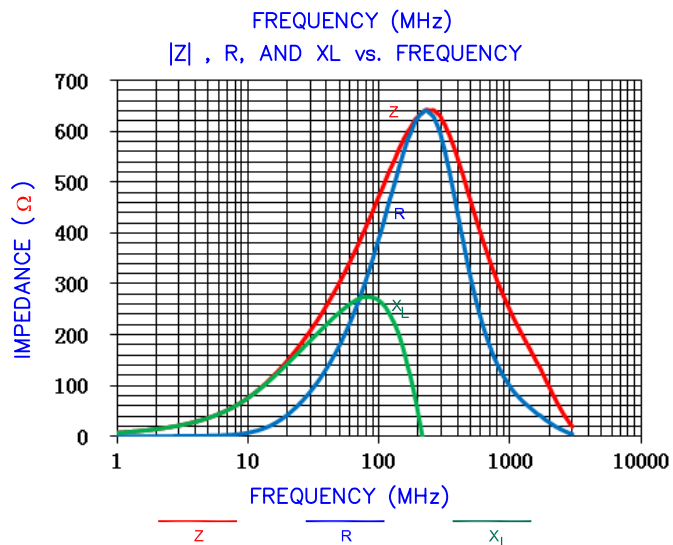
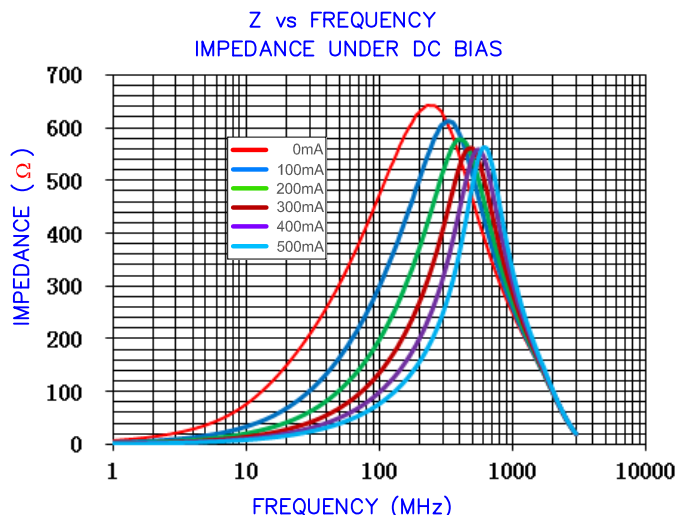


ELECTRICAL CHARACTERISTICS:

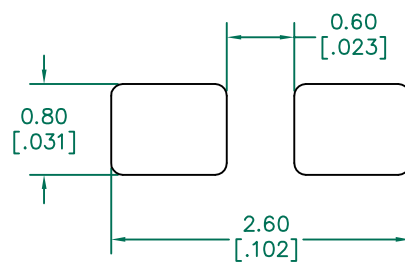
ELECTRICAL CHARACTERISTICS:			
Z @ 100MHz (Ω)	DCR (Ω)	Rated Current	
Nominal	470		
Minimum	353		
Maximum	588	0.45	250mA

NOTES: UNLESS OTHERWISE SPECIFIED

1. TAPED AND REELED per CURRENT EIA SPECIFICATIONS 7" REELS, 4000 PCS/REEL.
2. TERMINATION FINISH IS 100% TIN.
3. COMPONENTS SHOULD BE ADEQUATELY PREHEATED BEFORE SOLDERING.
4. OPERATING TEMP. RANGE: -40°C~+125°C. (INCLUDING SELF-HEATING)

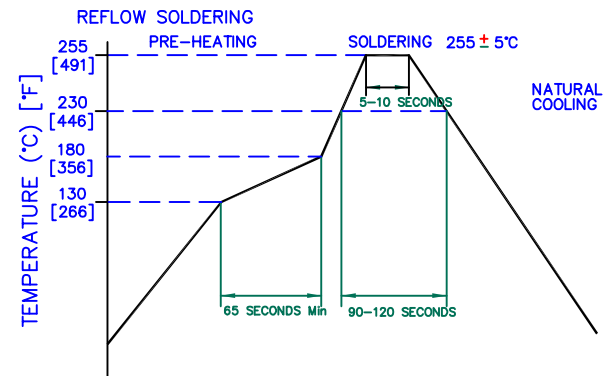


LAND PATTERNS FOR REFLOW SOLDERING



(For wave soldering, add 0.762 [0.030] to this dimension)

RECOMMENDED SOLDERING CONDITIONS



DIMENSIONS ARE IN mm [INCHES].				This print is the property of Laird Tech. and is loaned in confidence subject to return upon request and with the understanding that no copies shall be made without the written consent of Laird Tech. All rights to design or invention are reserved.				
				PROJECT/PART NUMBER:		REV	PART TYPE:	DRAWN BY:
				HZ0603B471R-11		B	CO-FIRE	QU
B	UPDATE LAIRD LOGO AND NOTES 4	08/05/13	QU	DATE:	11/28/12	SCALE:	-	SHEET:
A	ORIGINAL DRAFT	11/28/12	QU	CAD #		TOOL #	-	2 of 2
REV	DESCRIPTION	DATE	INT	HZ0603B471R-11-B				