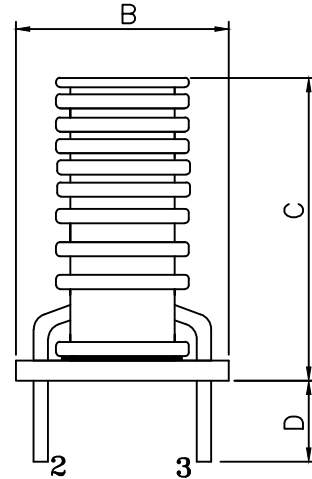
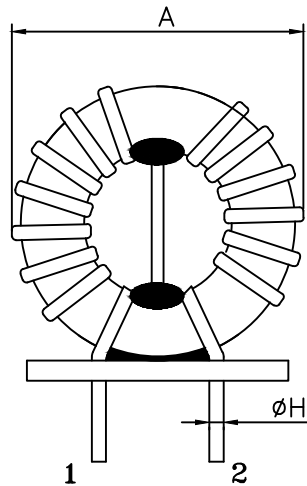


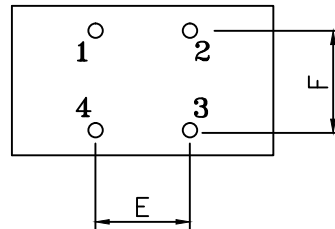
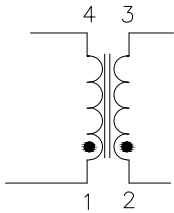
CMX3016Z102B-10

PHYSICAL DIMENSIONS:

A	30.00		MAX.
B	16.00		MAX.
C	30.00		MAX.
D	5.00	±	0.50
E	10.00	±	0.50
F	12.00	±	0.50
G	17.50	±	0.10
H	1.30	±	0.10



EQUIVALENT CIRCUIT



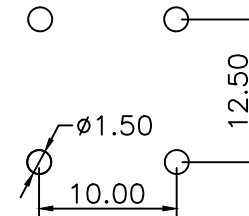
ELECTRICAL SPECIFICATION

ELECTRICAL CHARACTERISTICS		Min.	Norn.	Max.
INDUCTANCE @ 10KHz/100mV 1-4/2-3	uH	700	1000	1500
LEAKAGE INDUCTANCE @ 100KHz/100mV				5.0
DCR 1-4/2-3	mΩ			2.2
RATED CURRENT	A			20
RATED VOLTAGE	Vrms			250

HIPOT COIL-COIL: 2121 Vdc/2s,5mA

NOTES: UNLESS OTHERWISE SPECIFIED

- COMPONENTS SHOULD BE ADEQUATELY PREHEATED BEFORE SOLDERING.
- TIN: LEAD-FREE SOLDER BAR.
- BASE AND SPACER MATERIAL:FR4, 155°C
- OPERATION TEMPERATURE RANGE:
-40°C TO +125°C (INCLUDING SELF-HEATING).



LAND PATTERNS

**UNCONTROLLED
DOCUMENT**

RoHS

DIMENSIONS ARE IN mm .				This print is the property of Laird Tech. and is loaned in confidence subject to return upon request and with the understanding that no copies shall be made without the written consent of Laird Tech. All rights to design or invention are reserved.			
PROJECT/PART NUMBER:				REV	PART TYPE:	DRAWN BY:	
CMX3016Z102B-10				P1	CMX	QIU	
DATE:				SCALE:	SHEET:		
9/22/15				NTS	1 of 1		
REV	DESCRIPTION	DATE	INT	CAD #	TOOL #		
P1	ORIGINAL DRAFT	9/22/15	QIU	CMX3016Z102B-10-P1	-		

