

## Tflex HD400 Application Note

### Shelf Life:


Shelf life for Tflex HD400 is 2 years from date of shipment at the storage conditions specified below.

### Storage Conditions:

Recommended storage conditions are 0-35°C at relative humidity of 50% maximum. Store in original product packaging until ready for use.

### Cut-Through Part Application Instructions:


1. Remove the blue diamond liner by separating it from the pad at one corner. Peel back the liner in one swift, consistent motion as close to an 180° angle as possible.



2. Place the exposed side of the gap filler on the desired substrate by applying slight force to ensure the gap filler sticks.



3. Peel off the clear liner by separating it from the pad at one corner. Peel back the liner in one swift, consistent motion as close to an 180° angle as possible.




### **KISS Cut Part Application Instructions:**

1. Remove the blue diamond liner by separating it from the pad at one corner. Peel back the liner in one swift, consistent motion as close to an 180° angle as possible.
2. Fold the die cutting gap filler and push the gap filler from the corner to make it separate from the clear liner.



3. Peel off the gap filler from the clear liner and place it onto desired substrate.



4. Cover the exposed gap filler with the blue diamond liner or continue the assembly process to avoid contamination of the surface from dust and debris.