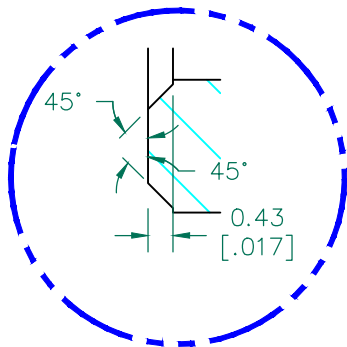


SECTION A-A  
SEE DETAIL "A"



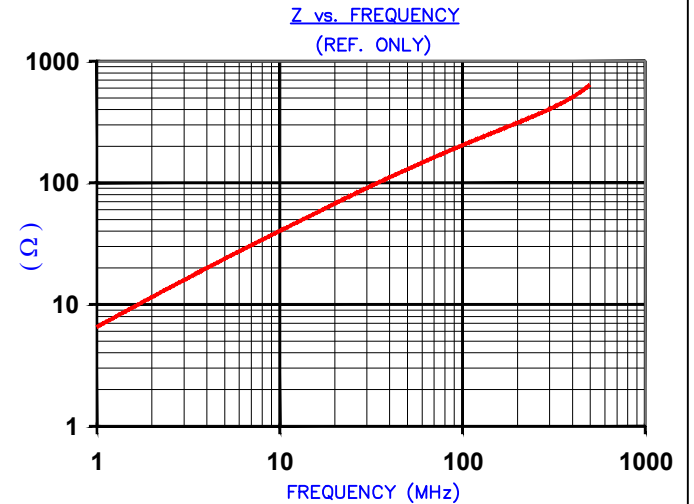
DETAIL "A"  
CHAMFER  
(TYPICAL)  
SCALE=8:1

NOTES: UNLESS OTHERWISE SPECIFIED

- PARTS NEED TO BE CLEANED WITH NO FERRITE RESIDUE LEFT ON THE SURFACE OF THE PARTS.

THIS MAY REQUIRE SPECIAL HANDLING, PACKAGING, WASHING, OR WIPING.

IMPEDANCE ( Z )			
Frequency	25 MHz	100 MHz	300 MHz
Nominal (REF)	79 Ω	204 Ω	399 Ω
Minimum	- Ω	163 Ω	- Ω

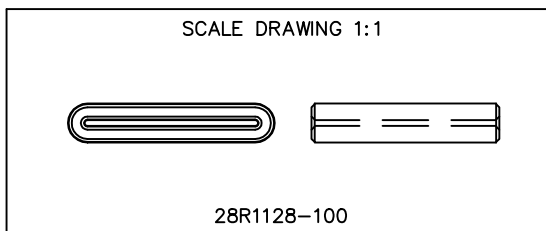


AGILENT E4991A Impedance/Material Analyzer  
HP 16092A Test Fixture, REF #5883 (12-8)

FERRITE CORE DIMENSIONS (SPEC):mm[Inches]

A	28.58 [1.125]	+ 0.50 [.020]
B	24.00 [.945]	+ 0.50 [.020]
C	26.00 [1.024]	+ 0.40 [.016]
D	5.38 [.212]	+ 0.35 [.014] - 0.15 [.006]
E	0.80 [.031]	+ 0.20 [.008] - 0.15 [.006]

WEIGHT/1000 16.41 kgs [36.17 Lbs]



DIMENSIONS ARE IN mm[INCHES].				This print is the property of Laird Tech. and is loaned in confidence subject to return upon request and with the understanding that no copies shall be made without the written consent of Laird Tech. All rights to design or invention are reserved.		Laird	
				PROJECT/PART NUMBER:	REV	PART TYPE:	DRAWN BY:
				28R1128-100	D	FERRITE RIBBON CORE	JRK
D	UPDATE LOGO CHANGE TOLS ON C DIM	09/13/13	Jcai	DATE:	SCALE:	MATERIAL:	
C	UPDATE LOGO CHANGE TOLS ON D DIM	06/17/09	JRK	08/31/07	2 : 1	Ferrite	
B	CHANGE B AND D DIMS. UPDATE WGT	09/26/07	JRK	CAD #	TOOL #		
A	ORIGINAL DRAFT	08/31/07	JRK	28R1128-100-D	R1128		
REV	DESCRIPTION	DATE	INT				