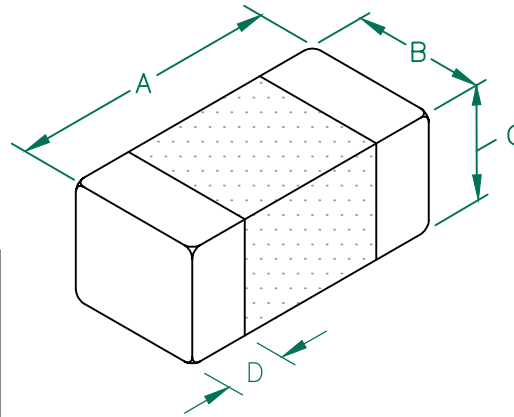


HI0603O700R-10

PHYSICAL DIMENSIONS:

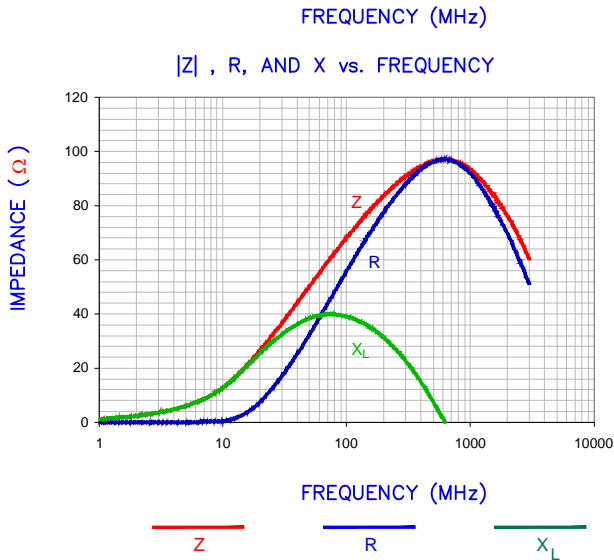
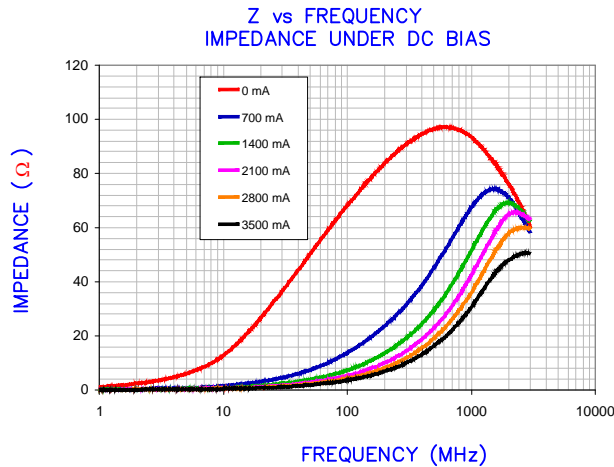
A	1.60 [.063]	+ 0.15	-.006	[.006]
B	0.80 [.031]	+ 0.15	-.006	[.006]
C	0.80 [.031]	+ 0.15	-.006	[.006]
D	0.36 [.014]	+ 0.15	-.006	[.006]



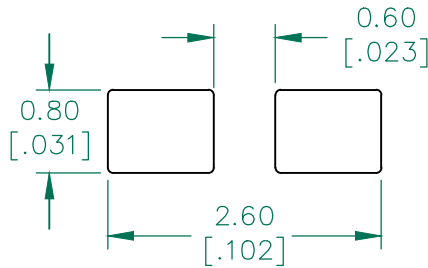
ELECTRICAL CHARACTERISTICS:			
Z @ 100MHz (Ω)	DCR (Ω)	Rated Current	
Nominal	70		
Minimum	53		
Maximum	88	0.022	3500 mA

NOTES: UNLESS OTHERWISE SPECIFIED

1. TAPED AND REELED per CURRENT EIA SPECIFICATIONS 7" REELS, 4000 PCS/REEL.
2. TERMINATION FINISH IS 100% TIN.
3. COMPONENTS SHOULD BE ADEQUATELY PREHEATED BEFORE SOLDERING.
4. OPERATING TEMPERATURE TEMP: $-40^{\circ}\text{C} \sim +125^{\circ}\text{C}$. (INCLUDING SELF-HEATING)

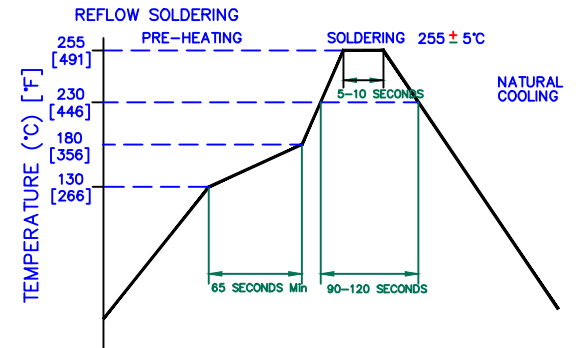


LAND PATTERNS FOR REFLOW SOLDERING



(For wave soldering, add 0.762 [.030] to this dimension)

RECOMMENDED SOLDERING CONDITIONS



DIMENSIONS ARE IN mm [INCHES].				This print is the property of Laird Tech. and is loaned in confidence subject to return upon request and with the understanding that no copies shall be made without the written consent of Laird Tech. All rights to design or invention are reserved.				
				PROJECT/PART NUMBER:		REV	PART TYPE:	DRAWN BY:
C	OPERATING TEMPERATURE UPDATE LAIRD LOGO AND REFLOW CURVE	08/05/13	QU	HI06030700R-10		C	CO-FIRE	JRK
B	CHANGE REF#	06/03/10	JUN	DATE:	12/03/08	SCALE:	-	SHEET:
A	ORIGINAL DRAFT	12/03/08	JRK	GAD #	HI06030700R-10-C	TOOL #	-	1 of 1
REV	DESCRIPTION	DATE	INT					